

Elements of Music

musical alphabet

A A#/Bb B C C#/Db D D#/Eb E F F#/Gb G G#/Ab A

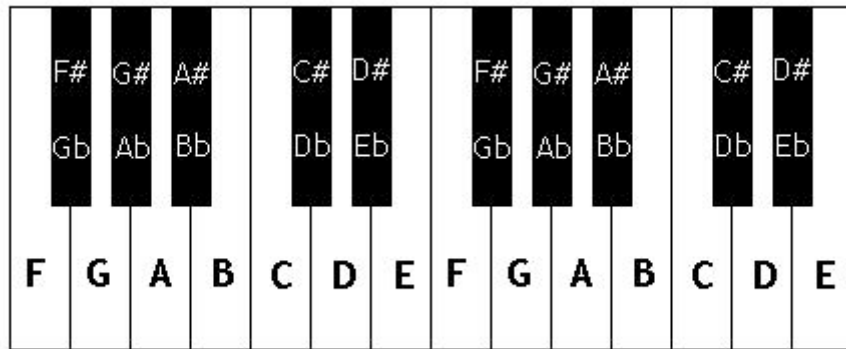
Sharp makes it higher b flat makes it lower

B & C , E & F

These pairs have no notes in between them

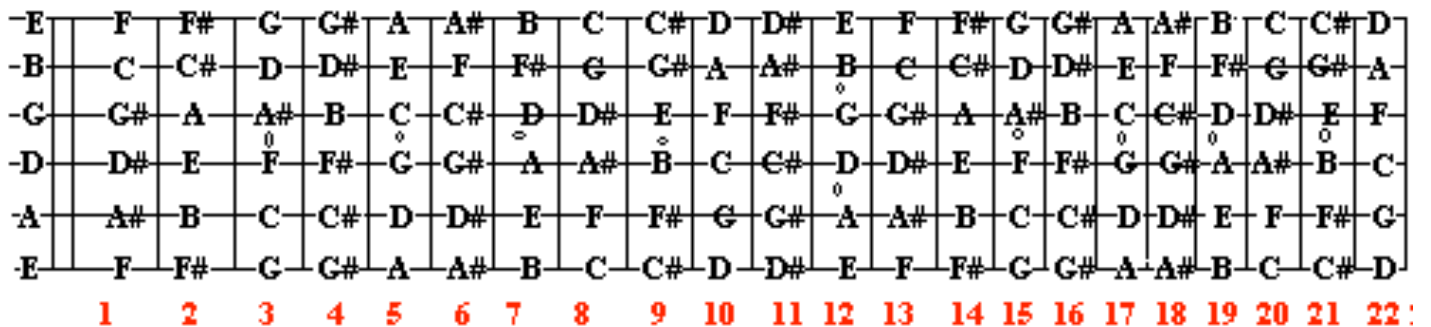
Half step is one note directly adjacent

Whole step goes two notes away (2 half steps)



The piano is simply laid out with the musical alphabet repeating from left to right.

Closest to Floor when playing. High E v.

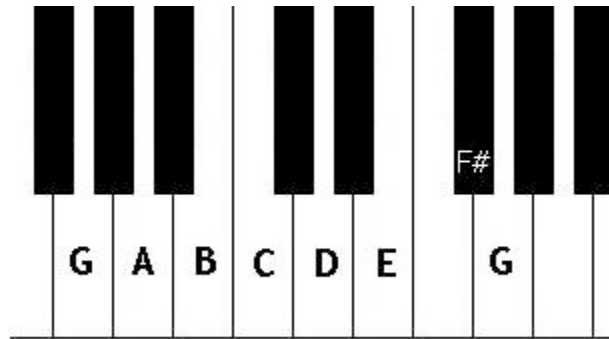


Closest to face when playing. Low E ^


On the guitar, the musical alphabet is laid out starting on each string from left to right.

Major Scales move in this step pattern:
WHOLE –WHOLE- *HALF*- WHOLE- WHOLE- WHOLE- *HALF*

Piano G Scale



Guitar G- Scale



A major scale can also be described in a number system.
 This way assumptions can be made using numbers to apply to all scales.

G	A	B	C	D	E	F#	G
1	2	3	4	5	6	7	8
C	D	E	F	G	A	B	C
1	2	3	4	5	6	7	8
E	F#	G#	A	B	C#	D#	E
1	2	3	4	5	6	7	8

Many times you may see chords with another note next to it
Such as D/F#. Usually this note is already in the chord, but they want you to highlight
it as a bass note. Bass players can usually stick to going with the second note.

Another popular chord is a suspended chord.

It would be written like Asus, Dsus, Esus

A suspended chord is when the 3rd is raised.

An Esus would have been made up of E, A, and B

This is usually used as a prolongation of the normal major chord.

Major 7 chord

would be written like either AM7 or Amaj7. DM7 or Dmaj7.

This is not changing anything but rather adding the 7th note of the major scale.

Because the 7th is a half step down from the 8th or octave. The maj7th can also be
found by simply going a half step down.

For Example a DM7 would have a D, F#, A, and C#

a 7 chord is also called a dominant 7.

It is written as A7, B7, or E7...

This does not use a maj7 but rather a dominant or minor 7 above the root. This turns
out to be a whole step down from the 8th or octave.

For example an A7 would carry an A, C#, E, and G.

9 chord

A 9 chord is when you add the perfect 9th to the chord. For example. The 8th in a G
scale is G so the 9th would be A.

A G9 would have a G, B, D, and A

Though this is the same note as the second it is an octave higher.

If you want to, see if you can figure out a maj7add9, m7add9, m7b5,

Elements of Music #2

Transposition
What makes up an effective song?
How to function as a band

As the Major scale can be termed in numbers so can the arrangement of chords in a given key.

*A key is the definition of what notes are being used in the song.
The scale decides the notes.*

For example. A song in the KEY of A would use the notes derived from the A Major Scale.

**Not all, but many times the key is also the first and ending chord of the song.*

In sheet music you would look to see how many sharps or flats are in the song to determine what key is in it. For example if I were to see sheet music that had one sharp# in the key signature. I would know the song is in G, because the G major scale produces only 1 sharp.

For Example
As the G scale moves

Notes	G	-	A	-	B	-	C	-	D	-	E	-	F#	-	G
	1		2		3		4		5		6		7		8
Chords	G		Am		Bm		C		D		Em		F#m7b5		G

This logic can be very beneficial for “Transposing”

Transposing is the changing of keys of a song. Say I look up the chord charts for “How Great is Our God”. The music says the song is in C. I know this is too high for me and the congregation to sing.

So knowing that A is a comfortable range, I start comparing the 2 keys with numbers. The chorus may be

C
How great is our God, sing with me,
Am
How great is our God, all will see
F G C
How great, how great is our God

I can say C=1, Am=6, F=4, and G=5.
I also know that A=1, F#m=6, D=4, and E=5.
So the chorus then becomes

A
How great is our God, sing with me,
F#m
How great is our God, all will see
D E A
How great, how great is our God

The other reason we looked at both guitar and piano is because it would be greatly beneficial for everyone on the team to know how basic chords look on piano and guitar to be able to know what chords are being played.

Minor Scales

1 and 6 are relative. Em is the relative minor to G and G is the relative major to Em.

A minor scale uses the relative major scale's notes but starts and stops at the relative minor note.

For example the Em scale starts and stops at the E note but uses the G major scale notes, for example.

What kind of steps are used for the minor scale?

In using the minor scale, the scale can also be renumbered as the major scale was also numbered...

E	-	F#	-	G	-	A	-	B	-	C	-	D	-	E
1		2		3		4		5		6		7		8

In this we notice that the 7th is a D note, or a whole step below the root.

In this we understand that a Em7 is an Em with the m7 (minor 7)
So the Em7 chord is composed of what 4 notes?

<u>1st</u>	<u>m3rd</u>	<u>p5th</u>	<u>m7</u>
-----------------------	------------------------	------------------------	-----------

Some Tips and Tricks

Often when I want to take time to build power in a song, I will step out and hang on to a 4 chord to 5 chord progression.

*You can see this is in “You Give me Life” by Shane Barnard
“Better is One Day” & “Facedown” by Matt Redman
You can do this is most songs, and there can be a great climax
coming back into a chorus on the 1 chord.*

Another things I have been using lately are major 7 chords. These are primarily used on the 1 and 4 chords.

Another thing to be careful with is **key changes within a song**. That can be very affective but can also lose their impact if used to often. Key changes are usually done moving the key one whole step up. For example, G-A; D-E, F-G
I usually use a key change if applies to the song preceding or following the song I am using.